



2018-'19

RESULT CLASS - X

2018- '19

**TOTAL STUDENTS
APPEARED**

93

**NUMBER OF
STUDENTS PASSED**

93

RESULT100%

**SCHOOL
TOPPERS
CLASS X**

2018-'19



RESHMA

NAFEES

95.80%

ENGLISH 97 %


URDU-99%

MATHS-94%

SCIENCE- 94%

SOCIAL

SCIENCE- 95%




**STUDENTS WITH
90% AND ABOVE**

ARUBA
SULTAN



94.6%

MUQADDISA
TAHIR



94.6%

ALEENA
SHAKREEN



93.4%

BISMA
SHAHIN



93%

REBEKA
FURQAN




91.8%

TASMIA
KHAN



91.6%

AREEBA
ATHAR



91.4%

ASHNA
JAVED



91%

AFFIFA
SIDDIQA




90.8%

ZOYA SALEEM



90.8%

ILMA KAMAL



90.2%

SUBJECT WISE TOPPERS

| NAME OF THE STUDENT | SUBJECT& PERCENTAGE OF MARKS |
|----------------------------|---|
| RESHMA | ENGLISH -97%, URDU - |
| NAFEES | 99% |
| MEHAK | HINDI - 94 % |
| KAUSER | |
| ARUBA SULTAN | MATHEMATICS - 96% |
| AREEBA ATHAR | SCIENCE - 95% |
| MUQADDISA | SCIENCE - 95% |
| TAHIR | |
| RABEKA | SCIENCE - 95% |
| FURQAN | |
| MEHREEN ABID | SOCIAL SCIENCE - 97% |

**STUDENTS WITH
DISTINCTIONS IN
ALL SUBJECTS**

| S.NO. | NAME OF THE STUDENT | % OF MARKS |
|--------------|----------------------------|-------------------|
| 1 | RESHMA NAFEES | 95.80 |
| 2 | ARUBA SULTAN | 94.60 |
| 3 | MUQADDISA TAHIR | 94.60 |
| 4 | ALEENA SHAKREEN | 93.40 |
| 5 | BISMA SHAHIN | 93.00 |
| 6 | RABEKA FURQAN | 91.80 |
| 7 | TASMIA KHAN | 91.60 |
| 8 | AREEBA ATHAR | 91.40 |
| 9 | ASHNA JAVED | 91.00 |
| 10 | AFIFA SIDDIQA | 90.80 |
| 11 | ZOYA SALEEM | 90.80 |
| 12 | ILMA KAMAL | 90.20 |
| 13 | MEHREEN ABID | 89.40 |
| 14 | SAMIQAH SULTAN | 88.60 |
| 15 | RIFAT REHMAN | 88.40 |
| 16 | URMISH KHAN | 87.80 |
| 17 | SUMAIYA ARIF | 87.60 |
| 18 | ATIYA KHAN | 86.80 |
| 19 | ARMISH KHAN | 86.40 |
| 20 | AYESHA IQBAL CHANDNA | 84.80 |
| 21 | AFIFA ZAKIR | 84.40 |
| 22 | ZUBIYA | 83.00 |
| 23 | AQSA ANJUM | 82.40 |
| 24 | HUMA NAAZ | 81.20 |



**RABEA
GIRLS' PUBLIC SCHOOL**

Delhi



CBSE

12th Result 2019

RESULT CLASS - XII

| | 2018- '19 |
|--|--------------|
| Total number of students appeared | 82 |
| Number of students passed | 82 |


RESULT **100%**

SCHOOL TOPPERS CLASS

XII

2018-'19





School Topper:
Senior Secondary
Examination
2018-'19

HANIYA
JAMIL

HUMANITIES
94.60%



**2nd Rank: Senior
Secondary
Examination
2018- '19**

NITANIA JAVED

SCIENCE 94.2%

**3rd Rank: Senior
Secondary
Examination
2018 - '19**

HAFSA NAAZ

HUMANITIES 92%





**4th Rank:
Senior
Secondary
Examination
2018- '19**

SUBIYA NASIM

COMMERCE 90.40%

STREAM

WISE

TOPPERS

| | | | |
|------------|----------------|-----------------|--------|
| HUMANITIES | HANIYA JAMIL | 1 ST | 94.60% |
| | HAFSA NAAZ | 2 ND | 92.00% |
| | MARYAM MANSOOR | 3 RD | 89.40% |
| SCIENCE | NITANIA JAVED | 1 ST | 94.20% |
| | SADIYA | 2 ND | 89.60% |
| | AAMNA ANWAR | 3 RD | 87.00% |
| COMMERCE | SUBIYA NASIM | 1 ST | 90.40% |
| | IQRA SHAMIM | 2 ND | 87.80% |
| | IQRA RAIS | 3 RD | 85.80% |

SUBJECT WISE TOPPERS

| NAME OF THE STUDENT | SUBJECT & PERCENTAGE OF MARKS |
|----------------------------|---|
| NITANIA JAVED | URDU 94%, ENGLISH 95%, BIOLOGY 95%, PHYSICS 95% |
| HANIYA JAMIL | URDU 94%, HOME SCIENCE 100%, GEOGRAPHY 100%, POL SCIENCE 95% |
| SAMREEN | ENGLISH 95% HINDI 90 % |
| MARYAM MANSOOR | IP 98% |
| SABEEN KHAN | IP 98% |
| AAMNA ANWAR | BIOLOGY 95% |
| SUMAIYA TASNEEM | BIOLOGY 95 % |
| ATIKA TUBA | MATHS 90% |
| SUBIYA NASIM | BUSINESS STUDIES 91%, ACCOUNTANCY 87% |
| HAFSA NAAZ | POLITICAL SCIENCE 95% |
| IQRA SHAMIM | ECONOMICS 98% |
| RUSHDA RAIS | HISTORY 87% |
| SADIYA | CHEMISTRY 95% |

**STUDENTS WITH DISTINCTION
(MORE THAN 75% MARKS) IN
ALL FIVE SUBJECTS (2018-'19)**

NAME OF THE STUDENT**STREAM**

| | |
|------------------------|-------------------|
| HAFSA KHALID | HUMANITIES |
| HAFSA NAAZ | HUMANITIES |
| HANIYA JAMIL | HUMANITIES |
| MANTASHA AKHTAR | HUMANITIES |
| MARYAM MANSOOR | HUMANITIES |
| RUFIDA SAJID | HUMANITIES |
| SAMIYA KHAN | HUMANITIES |
| WANIA KHAN | HUMANITIES |
| AAMNA ANWAR | SCIENCE |
| AFIYA RAYYAN | SCIENCE |
| NITANIA JAVED | SCIENCE |
| SADIYA | SCIENCE |
| SUMAYYA TASNEEM | SCIENCE |
| IQRA SHAMIM | COMMERCE |
| SUBIYA NASIM | COMMERCE |

**HIGHEST
MARKS IN
DIFFERENT
SUBJECTS
(2018-'19)**

| SUBJECT | HIGHEST | % |
|-----------------------------|----------------|----------|
| ENGLISH | 95% | |
| URDU | 94% | |
| POLITICAL SCIENCE | 95% | |
| HISTORY | 87% | |
| GEOGRAPHY | 100% | |
| HOME SCIENCE | 100% | |
| INFORMATICS PRACTICE | 98% | |
| MATHS | 90% | |
| PHYSICS | 95% | |
| CHEMISTRY | 95% | |
| BIOLOGY | 95% | |
| ECONOMICS | 98% | |
| ACCOUNTANCY | 87% | |
| BUSINESS STUDIES | 91% | |